

NG01 INDOOR RESIDUAL SPRAYING REPORT

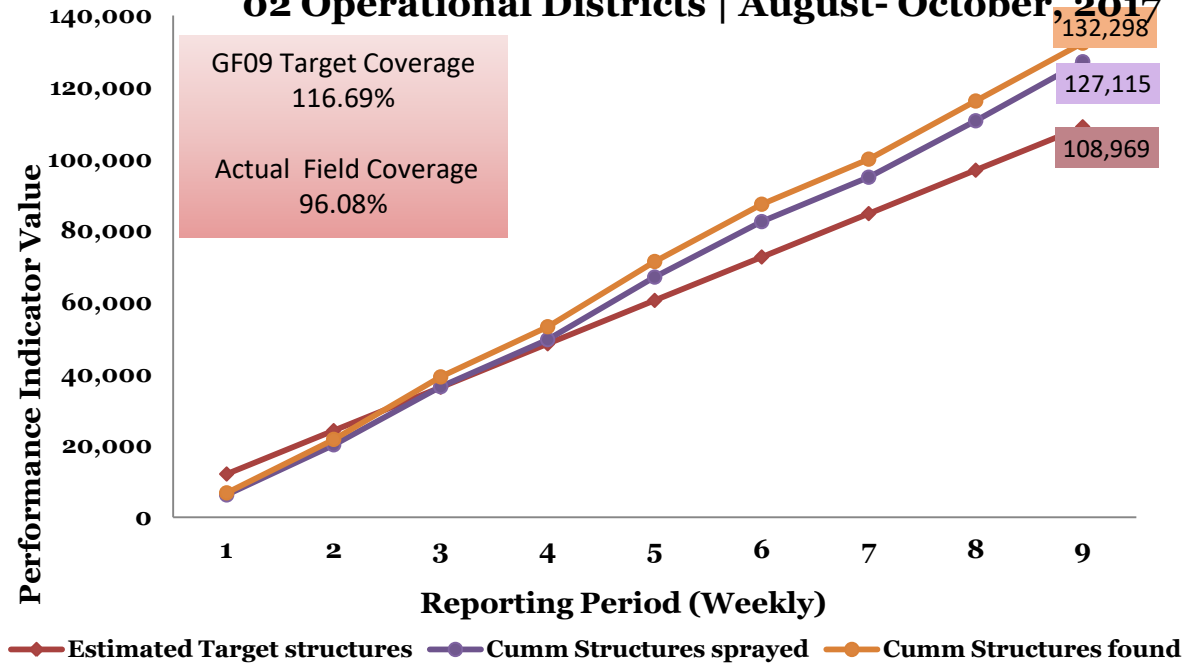
August - October, 2017

Summary

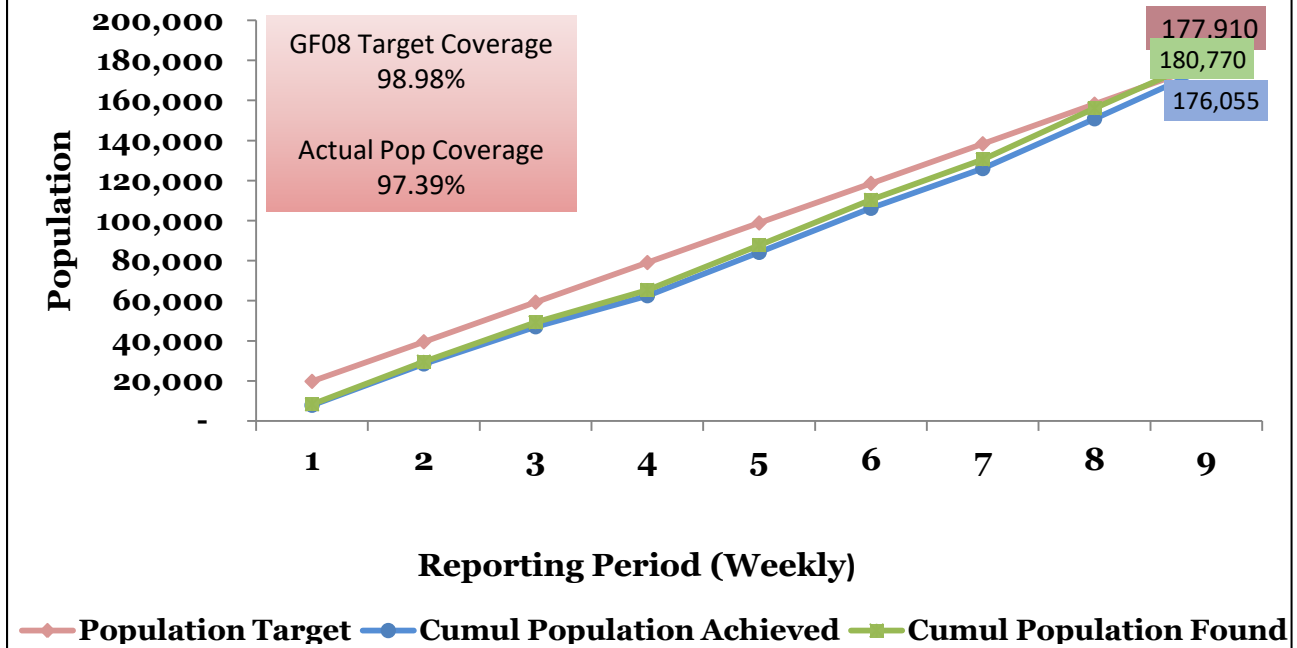
- IRS Operations being conducted in the Upper East Region.
- Two (2) operational districts contributing to the overall performance.
- The districts involved in the operations are Builsa North, Builsa South and Kassena Nankana West
- IRS operations spanning a period of 9 weeks
 - Start of Operations: 9th August, 2017
 - End of Operations : 6th October, 2017
- NG01 data was captured by both MISS and IRS Master Tracker
- Ngen IRS targeted Structures and Population are 108,969 and 177,910 respectively.

Upper East Zonal Tracker

**NG01: Structures Covered by IRS , Upper East
02 Operational Districts | August- October, 2017**



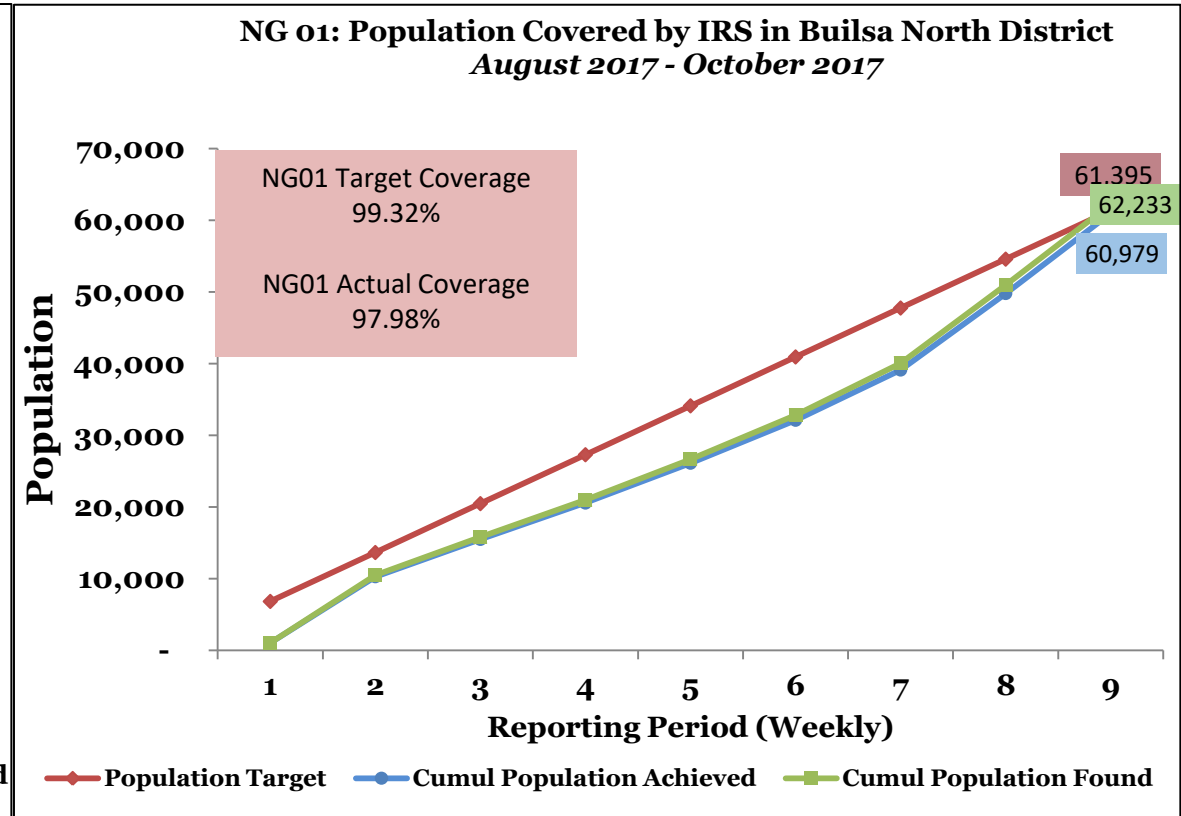
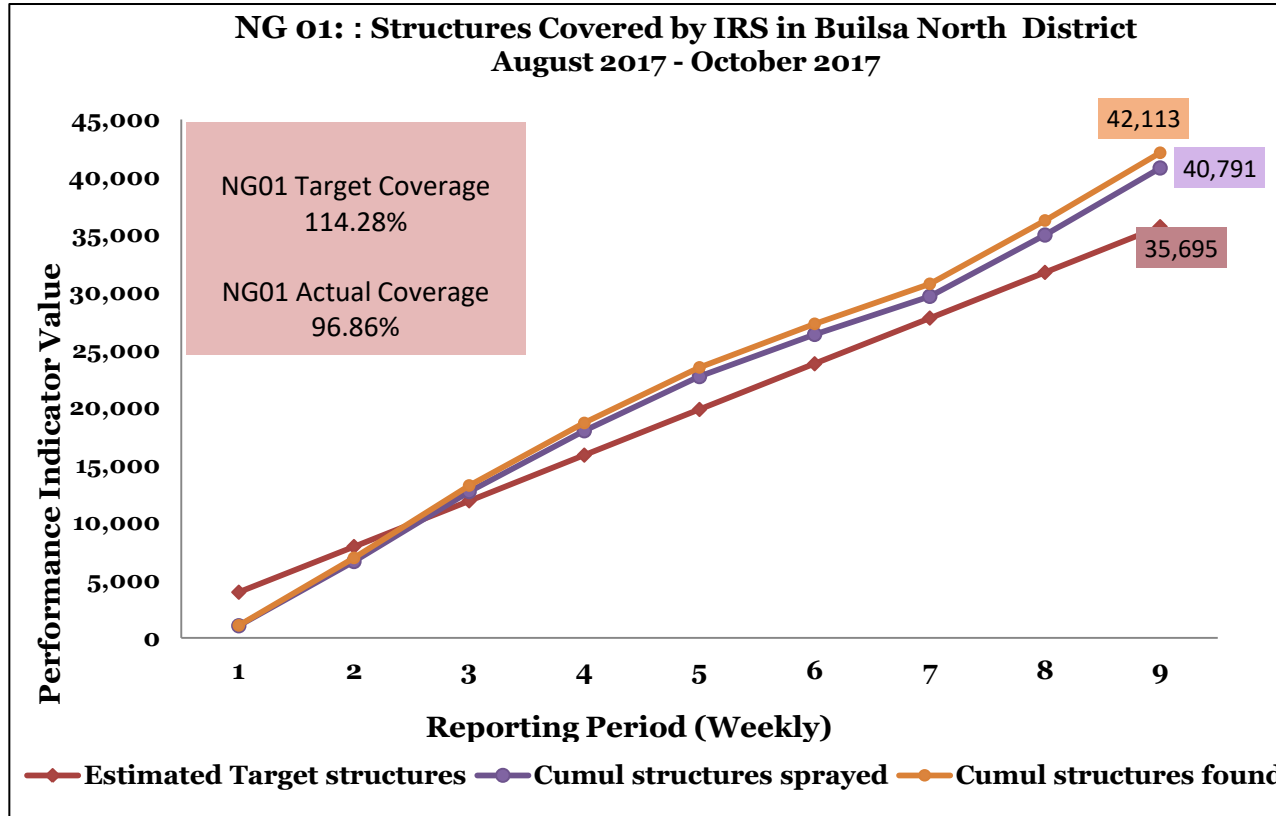
**NG01: Population Covered by IRS, Upper East
02 Operational Districts | August 2017 - October, 2017**



- At the end of the week, 96.08% field coverage was achieved.
- NG target coverage achieved was 116.69%.
- At the end of the week, the total number of can refills made was 21,668L

- At the end of the week, the population covered in the zone was 176,093 (49.98% males and 50.02% females). Thus 98.98% of NG total population (N=177,910) targeted for IRS was covered.
- Out of a total of 88,084 females covered by IRS, 2.60% were pregnant
- 12.10% of the total population covered was under the age of 5 years

Builsa North

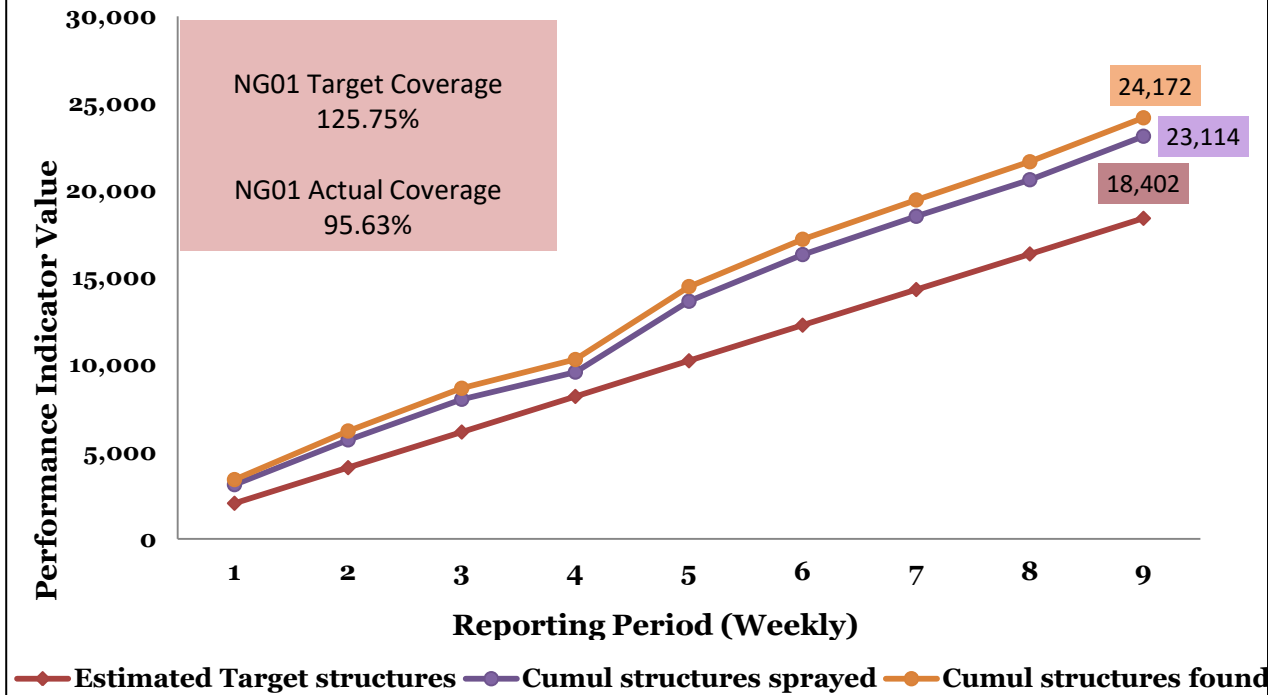


- At the end of the week, 96.86% field coverage was achieved.
- NG target coverage achieved was 114.28%.
- At the end of the week, the total number of can refills made was 7,135L

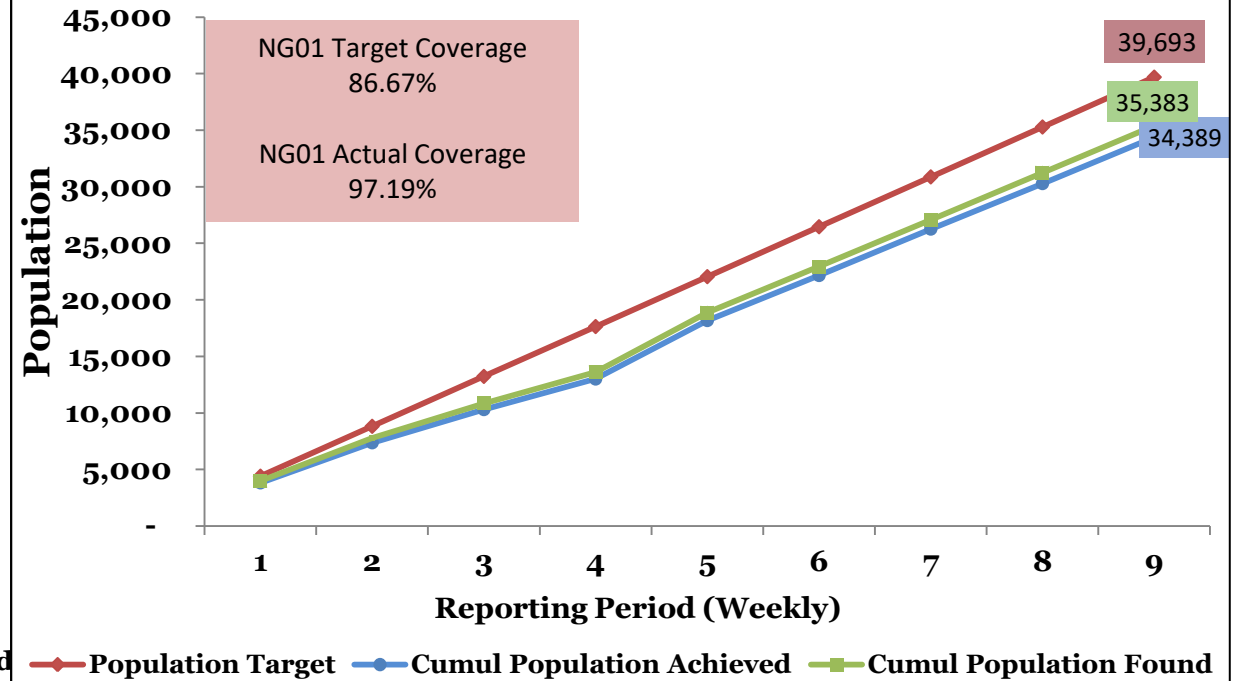
- At the end of the week, the population covered in the district was 60,979 (50.76% males and 49.24% females). Thus 99.32% of NG total population (N=61,395) targeted for IRS was covered in the district.
- Out of a total of 30,029 females covered by IRS, 2.23% were pregnant
- 10.98% of the total population covered was under the age of 5 years

Builsa South

NG 01: Structures Covered by IRS in Builsa South District
August 2017 - October 2017



NG 01: Population Covered by IRS in Builsa South District
August 2017 - October 2017

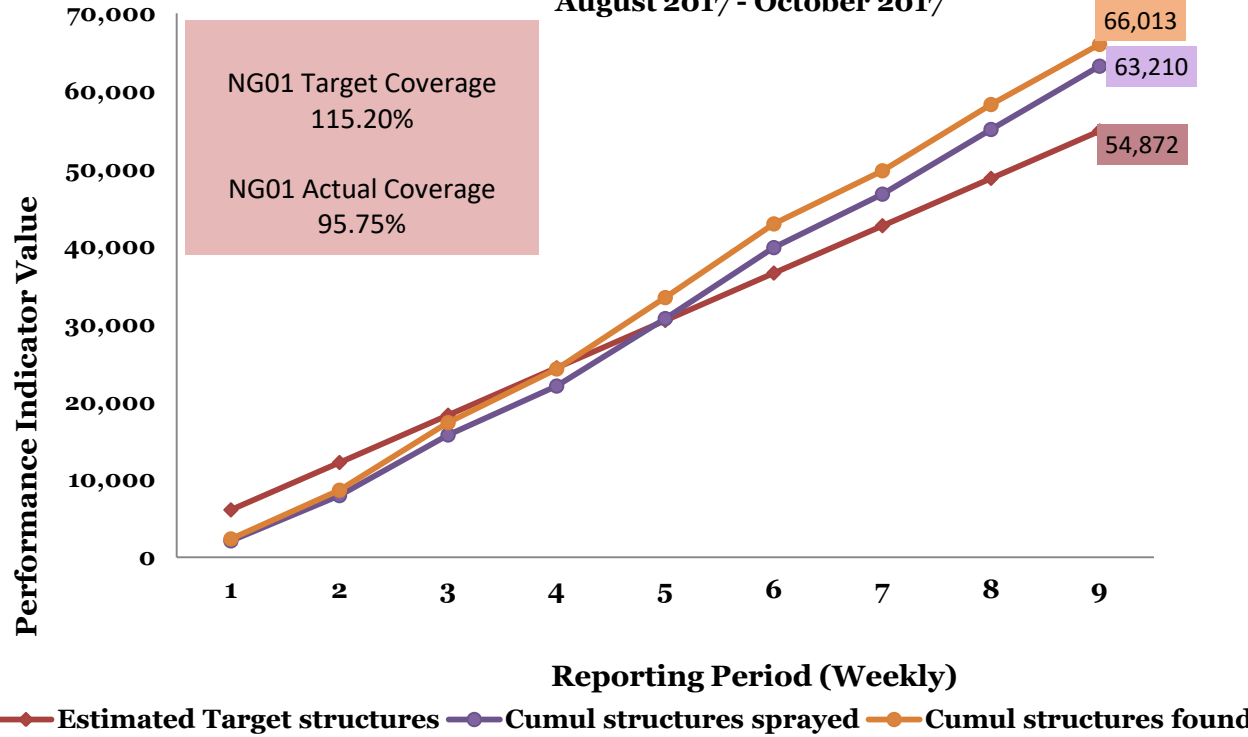


- At the end of the week, 95.63% field coverage was achieved.
- NG target coverage achieved was 125.75%.
- At the end of the week, the total number of can refills made was 3,616L

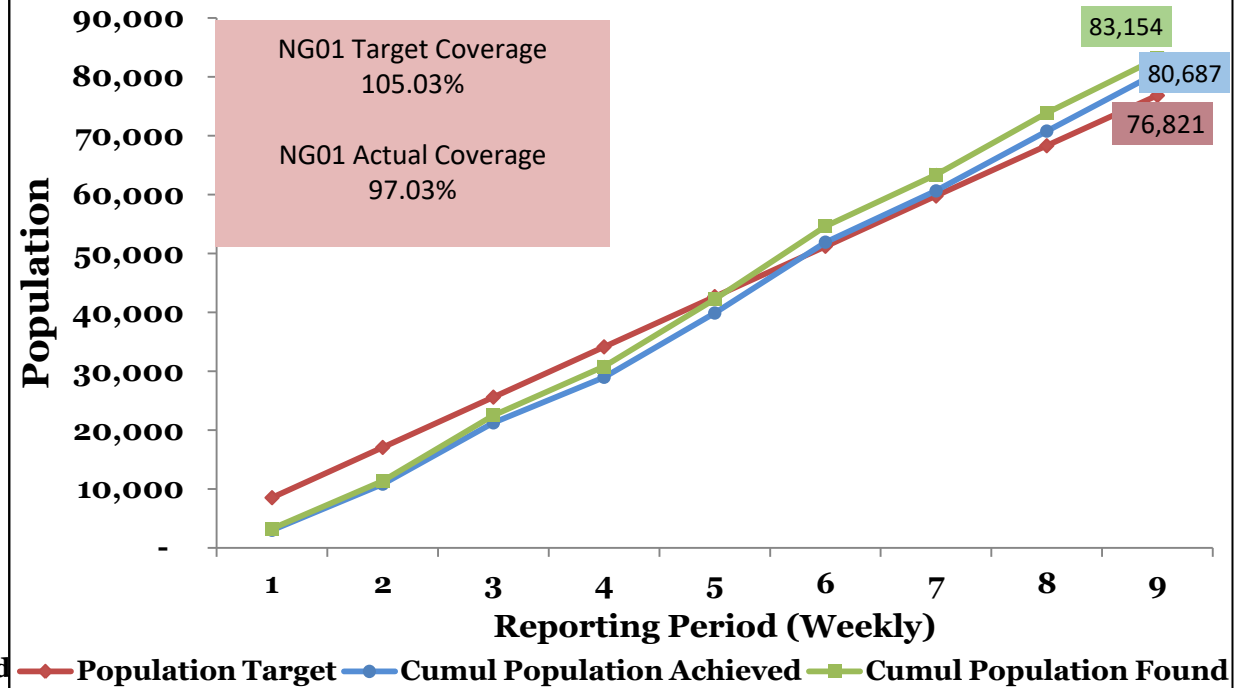
- At the end of the week, the population covered in the district was 34,389 (50.21% males and 49.79% females). Thus 86.67% of NG total population (N=39,693) targeted for IRS was covered in the district.
- Out of a total of 17,121 females covered by IRS, 2.65% were pregnant.
- 13.20% of the total population covered was under the age of 5 years

Kassena Nankana West

NG 01: Structures Covered by IRS in Kassena Nankana West
August 2017 - October 2017



NG 01: Population Covered by IRS in Kassena Nankana West
August 2017 - October 2017



- At the end of the week, 95.75% field coverage was achieved.
- NG target coverage achieved was 115.20%.
- At the end of the week, the total number of can refills made was 10,921L

- At the end of the week, the population covered in the district was 80,687 (49.27% males and 50.73% females). Thus 105.03% of NG total population (N=76,821) targeted for IRS was covered in the district.
- Out of a total of 40,932 females covered by IRS, 2.84% were pregnant
- 12.51% of the total population covered was under the age of 5 years